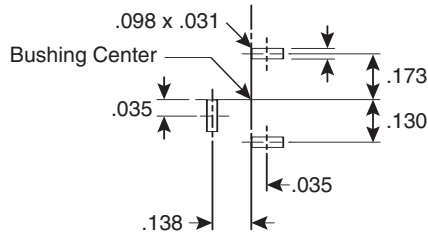
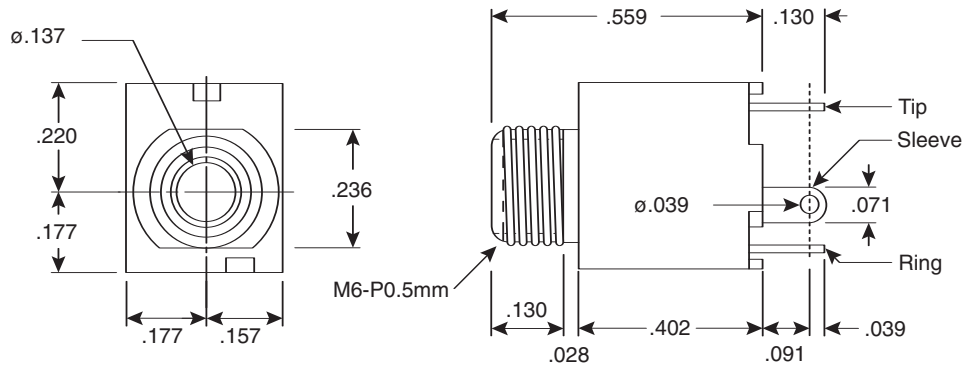
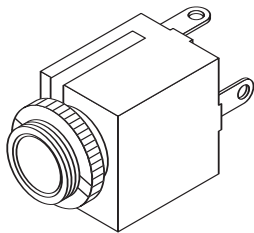


# 3.5mm Stereo Phone Jack

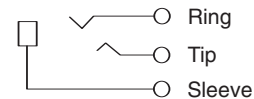
161-3502

**KOBI**CONN

3.5mm Stereo Phone Jack



PCB Hole Layout



Circuit Diagram

Dimensions: In.

SPECIFICATIONS	
Type:	3.5mm Stereo Phone
Contact Resistance:	30mΩ max. @ 1A
Insulation Resistance:	50MΩ min. @ 500VDC
Withstand Voltage:	250VAc for 1 Minute
Installation/Extraction Force:	0.8 ~ 2 Kgs.
Metal Bushing:	Nickel Plated Brass
Plastic Body:	Polycarbonate with 15% Glass
Tip Contact, Ground Lug:	Silver Plated Brass
Spring:	304 Stainless Steel
Ring Contact:	Silver Plated Phosphor Bronze
Knurled Nut:	ø8mm, Nickel Plated Brass

Date Last Revised: 4-15-05

Available from Mouser Electronics  
1-800-346-6873  
www.mouser.com

KC-300483

161-3502